

Contents	目次
Kurita at a Glance..... 1	事業概要
Product and Service Information..... 2	製品・サービス
History and Achievements..... 6	沿革および実績
Segment Information..... 8	セグメント情報
Management Indicators..... 10	経営指標
Consolidated Balance Sheets..... 12	連結貸借対照表
Consolidated Statements of Income..... 14	連結損益計算書
Consolidated Statements of Cash Flows..... 15	連結キャッシュ・フロー計算書
Nonconsolidated Financial Data..... 16	単体財務データ
Corporate Information..... 17	会社情報

FACT BOOK 2006

Profile

Since its establishment in 1949, Kurita Water Industries Ltd. has been contributing to the development of industry and the improvement of the social infrastructure. The Company has a long history as the leading enterprise in the water treatment industry. Its Corporate Principle is summed up in the following words: "Study the properties of water, master them, and we will create an environment in which nature and man are in harmony." In line with this, we see our corporate mission as being an advanced water and environmental management company.

As well as expanding our business domain from simple water treatment to comprehensive water and environmental management, we are also going beyond our traditional role as a provider of such products as water treatment chemicals and facilities. What this means is that we have set our sights on transforming Kurita into a provider of total solutions, satisfying our customers' needs in the area of water and environmental management.

Environmental considerations will be more important in this century than ever before in history, and we at Kurita, in our role as an advanced water and environmental management company, are striving to contribute to the development of our customers and society as a whole.

The Kurita Group

The Kurita Group comprises 54 corporations including the parent company, 39 subsidiaries and 14 affiliated companies. Together, they are able to offer our users an unparalleled store of expertise and proprietary technology in the field of water treatment, as well as a wide range of maintenance services. The following is a list of the principal 34 consolidated subsidiaries grouped according to their business lines.

(As of March 31, 2006)

Water Treatment Chemicals Business

Manufacture & sale of water treatment chemicals

Kurita do Brasil LTDA.
Kurita (Singapore) Pte. Ltd.
Kurita Water (Malaysia) Sdn. Bhd.
Kurita Europe GmbH
Kurita (Taiwan) Co., Ltd.
Kurita-GK Chemical Co., Ltd.
Kurita Water Industries (Dalian) Co., Ltd.
P.T. Kurita Indonesia

Sale of water treatment chemicals

Kurita Buil-Tech Co., Ltd.
Kurita Chemicals Hokkaido Ltd.
Kurita Chemicals Tokyo Co., Ltd.
Kurita Chemicals Kanagawa Co., Ltd.
Kurita Chemicals Kansai Ltd.
Kurita Chemicals Hyogo Ltd.
Kurita Chemicals Sanyo Ltd.
Kurita Chemicals West Japan Ltd.
Kurita Chemicals Oita Ltd.
Kurita BMS Co., Ltd.

Water Treatment Facilities Business

Manufacture & sale of water treatment facilities

Hansu Technical Service Ltd.
Kurita (Singapore) Pte. Ltd.
Kurita Water Industries (Suzhou) Ltd.
Kurita Creation Co., Ltd.

Operation & maintenance of systems and facilities

Kuritaz Co., Ltd.
Kurita Meiki Ltd.
Kuritec Europe GmbH
Kurita America Inc.

Kuritec Singapore Pte. Ltd.
Kuritec (Shanghai) Co., Ltd.

Soil remediation

Land Solution Inc.

Chemical cleaning and tool cleaning

Kurita Engineering Co., Ltd.
Kuritec Service Co. Ltd.
Aoi Industries Co., Ltd.
Nippon Fine Co., Ltd.
San Kako Co., Ltd.

Analysis

Kurita Analysis Service Co. Ltd.

プロフィール

クリタは1949年の創立以来、長年にわたり水処理のリーディングカンパニーとして、産業や社会の発展に貢献してきました。「水を究め、自然と人間が調和した豊かな環境を創造する」ことを企業理念とし、「水と環境の先進的マネジメント企業」という企業ビジョンの実現を目指しています。これは「水」から「水と環境」へと事業領域を拡大するとともに、これまでの水処理装置・水処理薬品などのモノの提供にとどまらず、お客様の「水と環境」に関わる課題に対してトータルソリューションを提供できる企業への変革を志したものです。

「環境の世紀」といわれる今世紀。クリタは、「水と環境の先進的マネジメント企業」として、お客様はもちろん幅広く社会の発展に貢献していくことを目指しています。

クリタグループ

クリタグループは当社を含め、子会社39社および関連会社14社の合計54社で構成されており、水処理に関する技術、メンテナンス・サービスを幅広く提供しています。その中で当社の連結対象である主たる子会社34社は下記のとおりです。

(2006年3月31日現在)

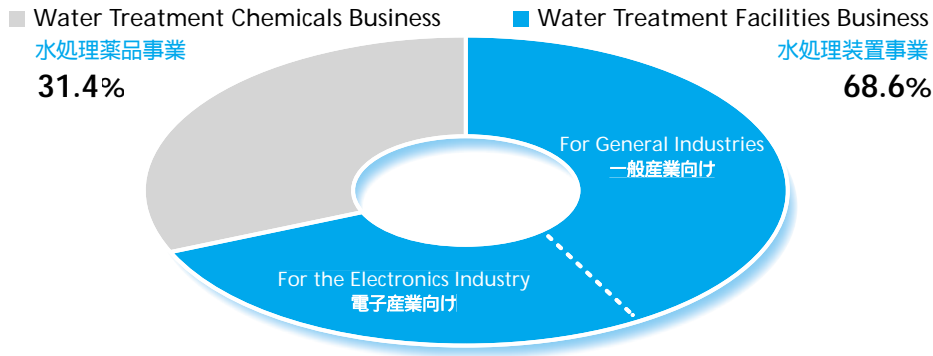
水処理薬品事業

薬品製造・販売
クリタ・ド・ブラジル LTDA.
クリタ(シンガポール)Pte. Ltd.
クリタ・ウォーター(マレーシア)Sdn. Bhd
クリタ・ヨーロッパGmbH
クリタ(台湾)Co., Ltd.
クリタGKケミカルCo., Ltd.
栗田工業(大連)有限公司
P.T. クリタ・インドネシア
薬品販売
クリタ・ビルテック(株)
クリタ・ケミカル北海道(株)
クリタ・ケミカル東京(株)
クリタ・ケミカル神奈川(株)
クリタ・ケミカル関西(株)
クリタ・ケミカル兵庫(株)
クリタ・ケミカル山陽(株)
クリタ・ケミカル西日本(株)
クリタ・ケミカル大分(株)
クリタ・ピーエムエス(株)

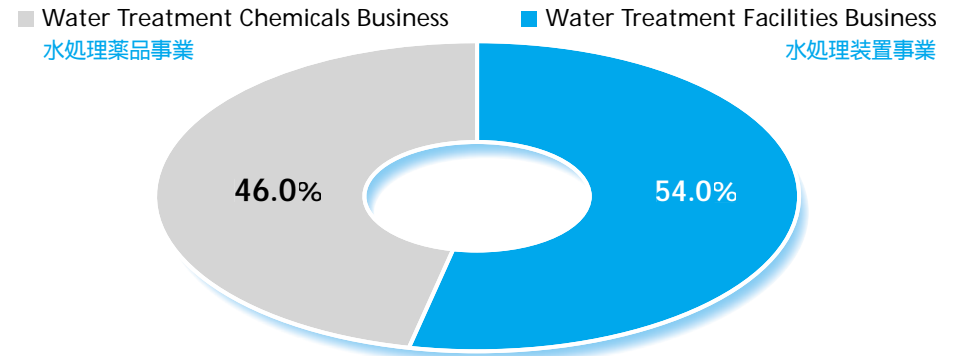
水処理装置事業

装置製造・販売
韓水テクニカルサービスLtd.
クリタ(シンガポール)Pte. Ltd.
栗田工業(蘇州)水処理有限公司
クリタック(株)
装置・施設の運転・維持管理
(株)クリタス
クリタ明希(株)
クリテック・ヨーロッパGmbH
クリタ(アメリカ)Inc.
クリテック・シンガポールPte. Ltd.
栗田超純水設備(上海)有限公司
土壌浄化
ランドソリューション(株)
化学洗浄・精密洗浄
栗田エンジニアリング(株)
クリテックサービス(株)
アオイ工業(株)
日本ファイン(株)
サン化工(株)
分析
クリタ分析センター(株)

Percentage of Net Sales 売上高構成比



Percentage of Operating Income 営業利益構成比



Water Treatment Chemicals Business
水処理薬品事業

PRINCIPAL PRODUCTS and SERVICES

- Boiler water treatment chemicals
- Cooling water treatment chemicals
- Wastewater treatment chemicals
- Process treatment chemicals
- Incinerator chemicals
- Equipment and systems for water treatment chemicals
- Customized services
 - ・ Steam supply contract
 - ・ Blanket contracts for factories
 - ・ Water treatment management contract using remote water monitoring system

主要製品・サービス

- ボイラ薬品
- 冷却水薬品
- 排水処理薬品
- プロセス薬品
- 焼却炉関連薬品
- 水処理薬品関連機器類
- 契約型商品
 - ・ 蒸気供給契約
 - ・ 工場一括契約ほか

Water Treatment Facilities Business
水処理装置事業

For the Electronics Industry
電子産業向け

PRINCIPAL PRODUCTS and SERVICES

- Ultrapure water production systems
- Wastewater reclaim systems
- Wastewater treatment facilities
- Tool cleaning
- Maintenance services
- Ultrapure Water Supply Business

主要製品・サービス

- 超純水製造システム
- 排水回収システム
- 排水処理施設
- 精密洗浄
- メンテナンス・サービス
- 超純水供給事業

For General Industries
一般産業向け

PRINCIPAL PRODUCTS and SERVICES

- Pure water production systems
- Wastewater treatment facilities
- Soil remediation
- Chemical cleaning
- Sewage treatment facilities
- Waterworks facilities
- Landfill leachate treatment facilities
- Operation and maintenance services

主要製品・サービス

- 用水処理装置
- 排水処理施設
- 土壌浄化
- 化学洗浄
- 下水処理施設
- 浄水施設
- ゴミ最終処分場排水処理施設
- メンテナンス・サービス、運転管理

Water Treatment Chemicals

We at Kurita began our foray into the water treatment chemicals business by selling boiler water treatment chemicals, and later going on to develop numerous chemical products, such as cooling water treatment chemicals, wastewater treatment chemicals and process treatment chemicals, thereby expanding and developing our target market as we grew. Our water treatment chemicals, which contribute to the stable and efficient operation of factories, air-conditioning systems, district heating and cooling systems, and other facilities, enjoy a strong reputation among our customers based on superior performance and quality. We also help customers resolve the issues they face through the realization of optimal water treatment applications, made possible through our nationwide sales network and attentive, customer-focused service.

Product Lineup

Boiler Water Treatment Chemicals

Steam-generating boilers have numerous applications, from use in factory processes through to air-conditioning applications in office buildings and hospitals. Boiler water treatment chemicals are used to minimize the various faults that may arise in boilers and to ensure that they continue to operate efficiently. Kurita provides the optimal treatment solution to suit customer needs using chemical products that are not only effective but also contain safe ingredients.

Cooling Water Treatment Chemicals

As with boilers, cooling water is also used during manufacturing processes and for air-conditioning in factories and office buildings. Cooling water treatment chemicals act to prevent problems from occurring in pipes and cooling units and heat exchangers, and also prevent the growth of the harmful Legionella bacteria. They help to enhance operational efficiency, which in turn contributes to the establishment of a resource- and energy-efficient, not to mention, safe workplace environment.

Wastewater Treatment Chemicals

Wastewater treatment chemicals are used to treat the many forms of industrial wastewater discharged by factories and domestic sewage to ensure that they do not impact upon the local environment. An extensive range of application-specific chemicals are used for deodorization and the removal of suspended solids. Kurita stays one step ahead of the trends in drainage regulations in its ongoing development of wastewater treatment chemicals, reducing the environmental impact of wastewater through appropriate wastewater treatment.

Process Treatment Chemicals

Our process treatment chemicals are designed to improve production efficiency in the manufacturing processes used in the oil refining, petrochemical, steel, and pulp and paper industries. The survival of companies in the world of manufacturing hinges largely on their ability to improve quality and reduce costs. At Kurita, we strive to develop and offer products that will help our customers achieve these goals.

Incinerator Chemicals

We also produce chemicals to eliminate harmful substances from the incinerator ash and fly ash discharged by the more than 10,000 incinerators run by local authorities and private enterprises nationwide. Incinerator ash and fly ash are known to contain various toxins, including lead and other heavy metals as well as dioxins. Kurita's incinerator chemicals provide safe methods to treat such harmful substances. Our products function by preventing the discharge of heavy metals in fly ash and by suppressing the generation of dioxins within incinerators.

水処理薬品

クリタの水処理薬品事業は、ボイラ薬品の販売からスタートし、以後、冷却水薬品や排水処理薬品、プロセス薬品など、市場ニーズを的確にとらえたさまざまな薬品を数多く開発し、対象となる市場を広げながら発展してきました。工場や空調設備（施設）あるいは地域冷暖房施設などの安定的で効率的な操業に貢献する高機能で高品質な水処理薬品は、お客様から高い評価を得ています。さらに、全国に広がる販売ネットワークを構築し、お客様に密着したきめ細かなサービスを提供するなど、最適な水処理の実現によってお客様の課題解決に貢献しています。

商品ラインアップ

ボイラ薬品

蒸気を発生させるボイラは、工場でのプロセス用から、オフィスビルや病院などにおける空調用まで、幅広く使用されています。ボイラ薬品は、ボイラで発生するさまざまな障害を抑えて、ボイラを効率よく運転するために使われます。クリタは、効果はもちろん原材料の安全性まで考慮した薬品によって、用途に合わせた最適な処理を行います。

冷却水薬品

ボイラと同じく、ほとんどの工場やオフィスビルでは冷却水がプロセス用や空調用として使用されています。冷却水薬品は、配管や熱交換器における障害や、冷却塔における有害なレジオネラ菌の増殖などを防止するものです。運転効率の向上による省資源・省エネルギーや安全な職場環境づくりに貢献します。

排水処理薬品

排水処理薬品は、工場などで発生するさまざまな性状の産業排水や生活排水を、周辺の環境に影響を与えないように処理するものです。排水中の懸濁物質除去や消臭・脱臭など、用途別に数多くの薬品が使用されています。クリタは排水規制などの動向を先取りしながら排水処理薬品の開発を進め、適切な排水処理による環境負荷の低減を実現しています。

プロセス薬品

プロセス薬品は、石油精製・石油化学、鉄鋼、紙パルプ産業などの製造工程において、生産効率の維持・向上に用いられる薬品です。製造業においては品質向上とコストダウンが企業存続のカギを握っており、これらの課題を解決する薬品の開発・提案を積極的に進めています。

焼却炉関連薬品

自治体や民間企業が所有する全国10,000基以上のゴミ焼却炉から発生する焼却灰や飛灰中の有害物質を除去するために使用します。焼却灰や飛灰には鉛をはじめとする重金属類やダイオキシン類などの有害物質が含まれており、クリタの焼却炉関連薬品は、飛灰中の重金属の流出防止や、清掃工場におけるダイオキシン発生の抑制機能により、有害物質を安全なカタチで処理します。

Equipment and Systems for Water Treatment Chemicals

Not only do we specialize in water treatment chemicals, we also have a range of equipment and systems on offer, including chemical dosing systems and automatic boiler and cooling water quality control systems. Furthermore, Kurita boasts an array of filters for use in water treatment, as well as the filter media, activated carbon or ion-exchange resin used in such devices, which, when used in combination with our water treatment chemicals, create the optimal treatment system.

Customized Services

On top of the water treatment chemicals and equipment that Kurita provides, it also offers customized services, including operations and management services such as Kurita's Steam Supply Service.

■ Steam Supply Contract

Based on the operations and management know-how we have accumulated over our many years in the business, Kurita operates under a business model where we install, own and operate boiler facilities to provide a stable supply of steam at a guaranteed quality to customers according to a usage-based pricing schedule.

■ Blanket Contracts for Factories

Customers can choose to outsource to Kurita all water treatment chemical-related functions, from the selection of chemicals used in boiler water, cooling water and wastewater treatment to the setting and control of chemical amounts used across an entire factory. As specialists in water treatment, Kurita can provide optimal water treatment management on a factory-wide basis, realizing significant cost and efficiency advantages.

■ Water Treatment Management Contract Using Remote Water Monitoring System

Kurita monitors data on the quality of boiler water, cooling water and wastewater, as well as the volume of chemicals used in our customers' factories via our around-the-clock communications network to prevent any potential problems from occurring.

水処理薬品関連機器類

クリタは、水処理薬品だけでなく、薬品注入装置やボイラ・冷却水の自動水質管理システムなど、関連機器類も数多く提供しています。さらに、水処理用のろ過器およびこれらに使用するろ材や活性炭、イオン交換樹脂などの商品も取り揃え、水処理薬品と組み合わせた最適な処理システムを構築します。

契約型商品

クリタは、水処理薬品や機器類などのハードだけでなく、「蒸気供給契約」に代表されるような運転管理サービスも含めた契約型商品も提供しています。

■ 蒸気供給契約

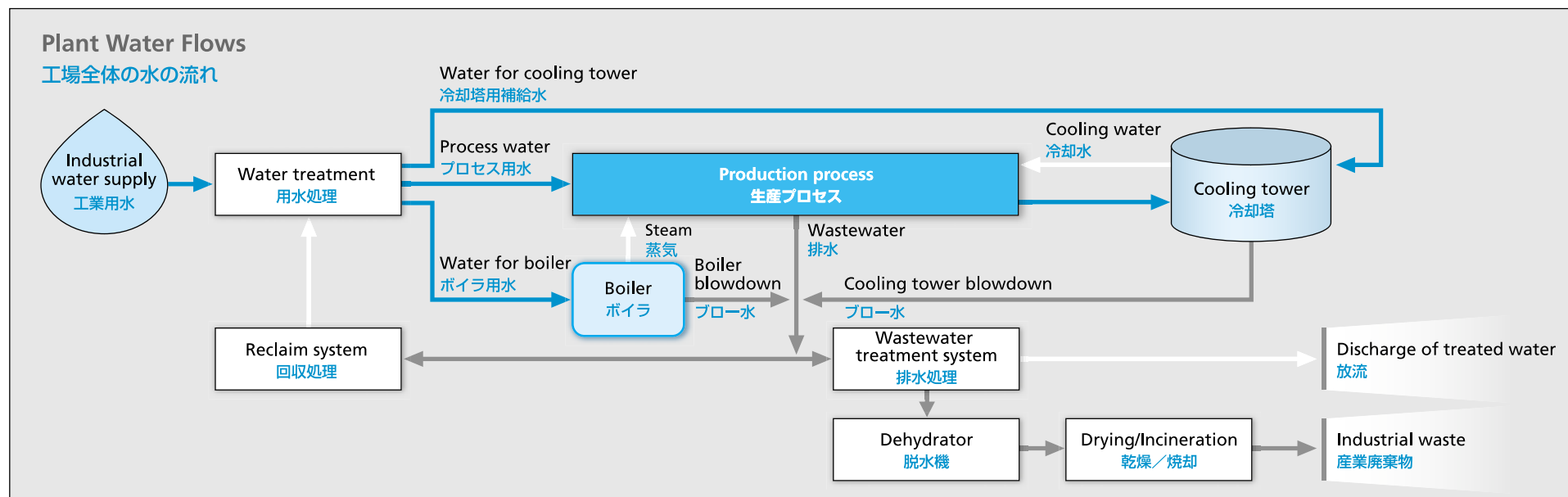
長年培ってきた運転管理ノウハウを活かし、クリタがボイラ設備を設置・所有・管理しながらお客様に良質の蒸気を安定的に供給し、使用量などに応じて料金をいただくビジネスモデルです。

■ 工場一括契約

工場全体で使用するボイラ・冷却水・排水処理薬品について、その選定から使用量の設定・管理まで、水処理の専門家であるクリタが一括して請負うことで、工場全体の水処理を最適な状態に保ち、コストダウンや生産効率向上などのメリットを提供します。

■ 遠隔水質管理システムによる水処理管理契約

お客様の工場におけるボイラや冷却水、排水の水質や薬品使用量などさまざまなデータを通信ネットワークを通じてクリタが24時間管理し、トラブルを未然に防ぎます。



Water Treatment Facilities

From the production of ultrapure water that is virtually impurity-free to the treatment of industrial wastewater and domestic sewage, Kurita develops essential water treatment facilities for a wide variety of applications and continues to contribute to the development of industry and prevention of pollution. Applying the water treatment technology we have cultivated to date, we at Kurita have extended the scope of our business to include soil remediation. We have also established a nationwide maintenance service network to ensure that the systems we deliver operate stably at all times. We make sure that our customers' systems and facilities continue to operate at peak efficiency, not only by responding immediately to problems that occur but also by putting forward active suggestions for improvements and upgrades. Furthermore, by leveraging the know-how gained through our maintenance services, we have built a business model that includes the provision of comprehensive solutions and outsourcing services. Through this integrated approach, we help customers reduce their environmental impact and bolster productivity.

Product Lineup

Water Treatment

■ Ultrapure Water Production Systems

These systems produce water that is as close as possible to theoretically pure H₂O—an essential ingredient in the production of semiconductors and flat panel displays (FPDs). Using this system, ions, microscopic particles and bacteria are removed from the water to a very high degree. Kurita provides water of extremely high purity and in doing so is furthering the development of the electronics industry.

■ Pure Water Production Systems for General Industries

Water is also used in a host of other industries besides the electronics industry. For example, even the most minute bacterial contamination is unacceptable for water used in pharmaceutical manufacturing processes. Kurita's water production systems for the pharmaceuticals industry employ the technology developed for Ultrapure Water Production Systems to manufacture and supply safe water. In addition, for such industries as electric power generation, food processing and steel, our expertise and system design capabilities enable us to provide customers with the particular grade of water required for each application.

Wastewater Treatment

■ Wastewater Treatment and Wastewater Reclaim Systems

Wastewater treatment systems act to detoxify the many forms of industrial wastewater discharged by plants and industrial complexes to ensure that it does not negatively impact upon the surrounding environment. Kurita's systems not only provide a safe means of treating wastewater, they are also designed to reduce the volume of wastewater and waste products actually generated. Furthermore, the wastewater itself and the marketable substances found therein are treated and reclaimed to produce water of reusable quality, which contributes to the conservation of resources and cost reductions.

■ Sewage Treatment Facilities

Sewage treatment facilities function to treat septic waste in a safe manner. In recent years, these facilities have also been involved in resource recycling activities, including the manufacture of compost from sludge, energy recovery via methane fermentation and the recovery of valuable materials, such as phosphorous.

水処理装置

不純物をほとんど含まない超純水の製造から産業排水や生活排水の処理まで、クリタはさまざまな場面で必要とされる水処理装置を開発し、産業の発展や環境汚染の防止に貢献してきました。水処理で培った技術を活用し、現在では土壌の汚染浄化にまで事業領域を広げています。また、納入した装置の安定運転を実現するために、メンテナンス・サービス網を全国に整備しています。トラブルに対する迅速な対応だけでなく、積極的な改善提案によってお客様の装置を常に最良の状態に維持しています。さらに、メンテナンス事業を通じて得られたノウハウを活かし、総合的なソリューションの提供やアウトソーシング事業などのビジネスモデルを構築し、環境負荷の低減や生産性の向上といったお客様の課題解決に貢献しています。

商品ラインアップ

用水処理

■ 超純水製造システム

半導体やFPDの製造に欠かせない、理論純水に限りなく近い水をつくるシステムです。水中からイオンや微粒子、細菌などを除去し、きわめて高い純度の水を提供することで電子産業の発展に貢献しています。

■ 一般産業向け用水処理装置

半導体などの電子産業以外にもさまざまな産業において水は使われます。例えば医薬品の製造工程で使用される水には、わずかな雑菌の混入も許されません。クリタの医薬用水製造装置は、超純水製造システムで培った技術によって、安全な水を製造・供給しています。このほか、電力・食品・鉄鋼といった産業においても、クリタは水処理に関する知見とシステム設計力により、お客様の必要とするグレードの水を提供しています。

排水処理

■ 排水処理・排水回収装置

排水処理装置は、工場やコンビナートなどから排出されるさまざまな性状の産業排水を周辺の環境に影響を与えないように無害化処理する装置です。クリタは、排水の安全処理だけでなく、排水量や廃棄物量の削減も考慮したシステムを提案しています。さらに、排水そのものや、排水中に含まれる有用物を再利用可能な状態に処理・回収することによって、省資源化とコストダウンに貢献します。

■ 下水処理施設

下水処理施設は、下水を安全な状態で処理する施設です。近年では、従来廃棄物となっていた汚泥の堆肥化やメタン発酵によるエネルギー回収、りんなどの有用物回収も行っています。

Service Business

■ Maintenance Services

Through our nationwide maintenance and service network, we prevent problems from arising in systems and facilities supplied to customers. Kurita also helps customers resolve any problems they may have by providing suggestions on improvements or upgrades that can be made to cut costs or to boost performance in terms of water quality or quantity.

■ Outsourcing

Kurita operates under a business model that aims to ensure stable operations while providing cost savings through our Ultrapure Water Supply Business. We install, own and operate water treatment facilities and supply customers with ultrapure water. We also provide Operations and Management Contracts, under which our on-site staff operate and manage water treatment and sewage treatment facilities for customers, and offer Inspection Circuit Maintenance Contracts, under which staff regularly monitor the facilities of our customers.

■ Soil Remediation

Kurita conducts pollution assessments and remediation of soil polluted by harmful substances. A Kurita Group company, Land Solution Inc., provides a range of services for the assessment of land utilization and the local environment, followed up by services for the hedging of pollution risks and the smooth sale of such land.

■ Tool Cleaning

At our own factories, we can clean and remove any deposits that adhere to tools used in the manufacture of semiconductors and flat-panel displays (FPDs). The provision of tool cleaning services helps customers to maintain and improve their productivity, and also enables Kurita to safely dispose of the contaminant removed, helping to alleviate the environmental burden of our customers' business operations.

■ Chemical Cleaning

Kurita also provides chemical cleaning services using chemical reagents and high-pressure water to clean boilers and heat exchangers, ensuring that large-scale plant facilities—found mostly in industrial complexes and electric power plants—continue to operate safely and efficiently.

サービス事業

■ メンテナンス・サービス

全国に広がるメンテナンス・サービス網によって、お客様に納入した設備・装置のトラブルを未然に防止します。また、コストダウンや水量・水質の性能アップなどのニーズに対応した改善・改造策の提案によって、お客様の課題解決に貢献します。

■ アウトソーシング

クリタが水処理設備を設置・所有・管理し、お客様に超純水などを提供する「超純水供給事業」やお客様に代わって水処理設備や下水処理施設などの運転管理を行う「運転管理契約」、お客様の設備を定期訪問によって管理する「巡回メンテナンス契約」など、安定運転とコストダウンに貢献しています。

■ 土壌浄化

有害物質で汚染された土壌の調査・浄化を行います。また、グループ会社のランドソリューション社では、土地の利用状況や周辺環境を調査した上で汚染リスクをヘッジし、不動産取引の流動化を促すためのさまざまなサービスを提供しています。

■ 精密洗浄

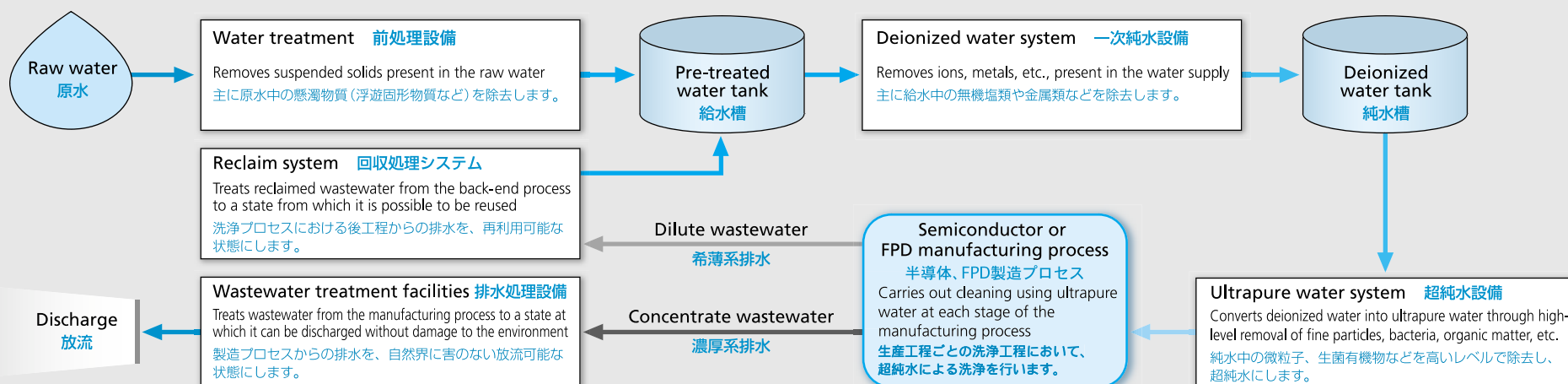
半導体や液晶の製造装置の部品に付着した汚れをお客様に代わって、クリタの工場で洗浄・除去する事業です。お客様の生産性の維持・向上に貢献するだけでなく、除去した汚れもクリタが安全に処理することで、お客様の環境負荷も低減します。

■ 化学洗浄

主にコンビナートや発電所などの大型プラントを安全かつ効率的に稼働させるため、ボイラや熱交換器などを薬品や高圧水を使って洗浄する事業です。

Ultrapure Water Production System: Standard Flow for a Semiconductor or Flat-Panel Display (FPD) Plant

超純水製造システム (標準的な半導体およびFPD製造工場におけるフロー)



History and Achievements

1950

1960

1970

1980

	History	沿革
1949	Founded upon water treatment chemical business (boiler water treatment chemicals). The founder of the Company, who previously served in the Navy, starts selling boiler water treatment chemicals, based on Navy boiler technology.	水処理薬品事業(ボイラ薬品)により創業。海軍出身である創立者が、海軍の汽缶技術を活用したボイラ薬品の販売を開始。
1951	Boiler Water Supply Laboratory established.	汽缶給水研究所を設立。
1959	KK Suzuki Shokai established as a chemical cleaning company (now Kurita Engineering Co., Ltd.).	化学洗浄部門を分離し、(株)鈴木商会(現栗田エンジニアリング(株))を設立。
1961	Kansai Kurita Seibi KK. established as a maintenance company for water treatment facilities (predecessor of Kurita Technical Service Co., Ltd.).	水処理装置・施設のメンテナンス・サービス会社として、関西栗田整備(株)(栗田テクニカルサービス(株)の前身)を設立。
1975	Kurita do Brasil LTDA. established to manufacture and sell water treatment chemicals in Brazil.	ブラジルに水処理薬品の製造・販売を行うクリタ・ド・ブラジルLTDA.を設立。
1975	Kurita Operation and Maintenance Services, Ltd. established as a water treatment facilities operation and management company (now Kuritaz Co., Ltd.).	水処理施設・装置の運転管理会社として栗田水処理管理(株)(現(株)クリタス)を設立。
1978	Kurita (Singapore) Pte. Ltd. established as Kurita's water treatment chemicals and water treatment facilities business base in Southeast Asia.	東南アジアにおける水処理薬品・水処理装置事業の拠点となるクリタ(シンガポール)Pte. Ltd.を設立。
1986	P.T. Kurita Indonesia established to carry out the production and sale of water treatment chemicals in Indonesia.	インドネシアに水処理薬品の製造・販売を行うP.T.クリタ・インドネシアを設立。
1987	Kurita (Taiwan) Co., Ltd. established to conduct water treatment chemical manufacturing and sales in Taiwan.	台湾に水処理薬品の製造・販売を行うクリタ(台湾)Co., Ltd.を設立。
1989	Kurita Europe GmbH established in Germany as Kurita's base in Europe for water treatment chemical production and sales.	欧州における水処理薬品の製造・販売拠点としてクリタ・ヨーロッパGmbHをドイツに設立。
1989	Goshu Chemical Co., Ltd. established to conduct water treatment chemical manufacturing and sales in Thailand (now Kurita-GK Chemical Co., Ltd.).	タイに水処理薬品の製造・販売を行うゴシュ・ケミカル社(現クリタGKケミカルCo., Ltd.)を設立。

	Achievements	実績
1951	Entry into the water treatment facilities business Capitalizing on sales of deionizers for the pretreatment of boiler water supplies, the Company moves into the water treatment facilities business.	水処理装置事業へ進出 ボイラ給水の予処理をするための純水装置の販売を契機に、水処理装置分野へ進出。薬品・装置による総合的な水処理へと発展。
1953	Start-up of chemical cleaning business New expansion into the chemical cleaning business, where boiler interiors are cleaned using chemical technology.	化学洗浄事業を展開 薬品技術を適用し、ボイラ内部を清浄化する化学洗浄部門を新たに設置。
1958	Expansion of maintenance services An organization specializing in maintenance services is established with a view to expanding after-sales services and maintenance operations for water treatment facilities.	メンテナンス・サービスを展開 水処理装置の安定運転およびアフターサービスの拡充を図るため、メンテナンス・サービスの専門組織を設置。
1961	Entry into the environmental facilities business As the disposal of human waste and household effluent becomes a problem in urban areas, wastewater treatment technology developed in private factories is employed as the Company moves into the environmental facilities business.	環境施設分野へ参入 都市でのし尿や生活排水が社会的問題となり、民間工場で培った排水処理技術を適用し、環境施設分野へ参入。
1965	Expansion into process treatment chemicals Develops chemicals that increase productivity in the pulp and paper, petrochemical and steel industries, where large volumes of water are used, as the Company broadens the scope of its business from water treatment chemicals to production process treatment chemicals.	プロセス薬品へ事業拡大 大量に水を使用する紙パルプ・石油・鉄鋼分野において、生産性を向上させる薬品を開発し、水処理分野から生産プロセスへと事業領域を拡大。
1973	Entry into the electronics industry As water of a higher degree of purity is demanded with increasing miniaturization in semiconductor manufacturing processes, ultrapure water production technology is developed.	電子産業分野へ参入 半導体製造プロセスの微細化により、さらなる高純度の水が求められる中、超純水製造技術を開発。

History	沿革
1992 Kuritec Europe GmbH established in Germany to conduct water treatment facilities sales and maintenance.	ドイツに水処理装置の販売およびメンテナンス・サービスを行うクリテック・ヨーロッパ GmbHを設立。
1995 Kurita Water Industries (Dalian) Co., Ltd. established as Kurita's base in China for water treatment chemical production and sales.	中国における水処理薬品の製造・販売拠点として栗田工業(大連)有限公司を設立。
1996 Kurita America Inc. established in the United States to conduct water treatment facilities sales and maintenance.	アメリカに水処理装置の販売およびメンテナンス・サービスを行うクリタ(アメリカ) Inc.を設立。
1997 Kurita Water Industries Ltd. merges with maintenance company Kurita Technical Service Co., Ltd.	栗田工業が、メンテナンス・サービス事業を行う栗田テクニカルサービス(株)を合併。
1998 Acquires an equity stake in Hansu Technical Service Ltd., which is involved in the production, sale and maintenance of water treatment facilities in Korea.	韓国において水処理の生産・販売およびメンテナンス・サービスを行う韓水テクニカルサービスLtd.に資本参加。
2001 Land Solution Inc. established as a consulting company dealing in soil pollution.	土壌汚染に関わる総合コンサルティング会社であるランドソリューション(株)を設立。
2001 Kuritec (Shanghai) Co., Ltd. established as Kurita's base in China for water treatment facilities sales and maintenance services.	中国における水処理装置の販売およびメンテナンス・サービスの拠点として栗田超純水設備(上海)有限公司を設立。
2002 Kuritec Singapore Pte. Ltd. launches Ultrapure Water Supply Business.	クリテック・シンガポールPte. Ltd.が超純水供給事業を開始。
2003 Breakaway of tool cleaning business units from Group companies and establishment of Kuritec Service Co. Ltd.	グループ各社の精密洗浄事業を分離統合し、クリテックサービス(株)を設立。
2004 Kurita Water Industries (Suzhou) Ltd. established as a water treatment facilities production base in China.	中国における水処理の生産拠点として栗田工業(蘇州)水処理有限公司を設立。
2005 Kurita Global Technology Center established through the integration of research and development facilities.	開発拠点を統合し、クリタ開発センターを開設。

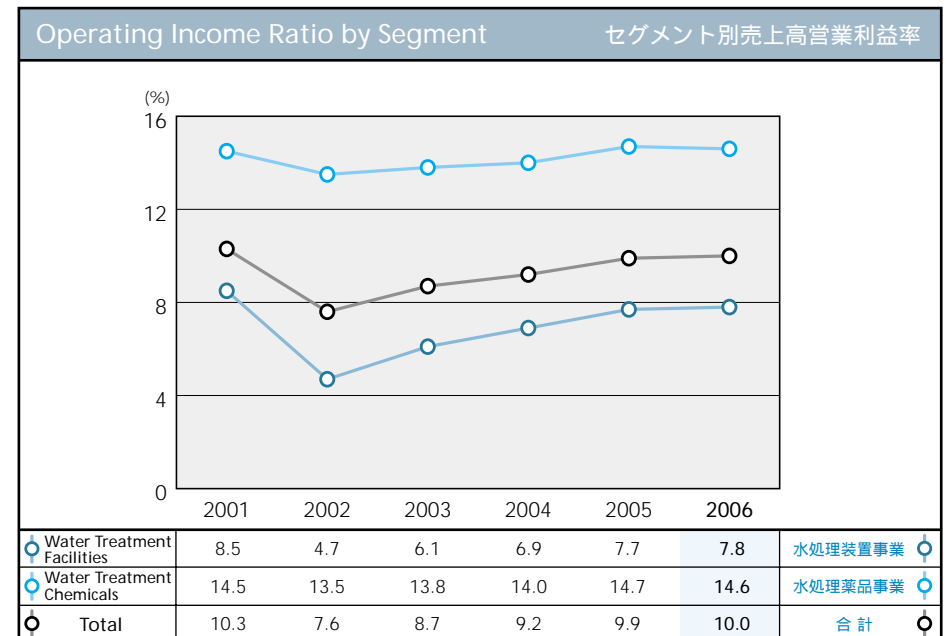
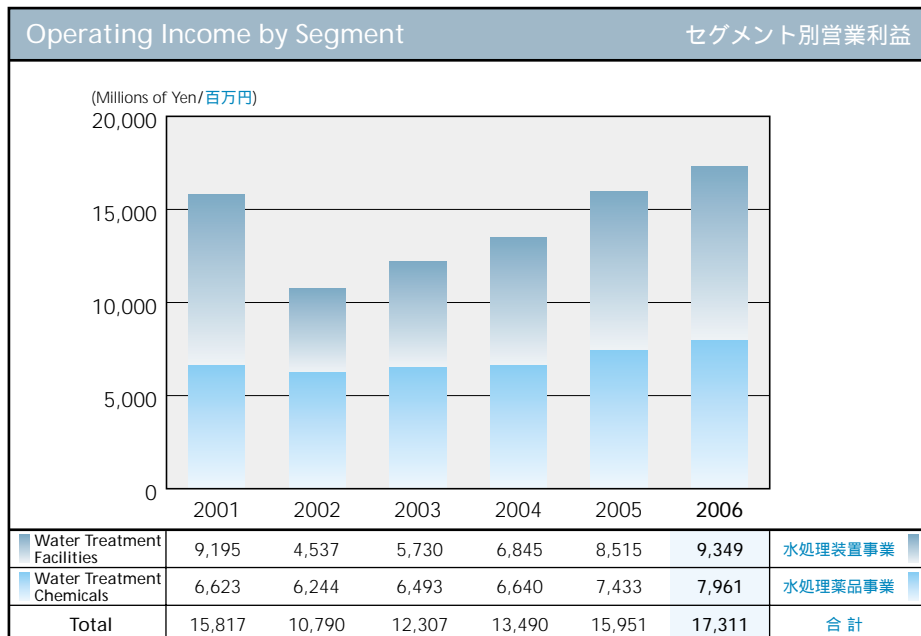
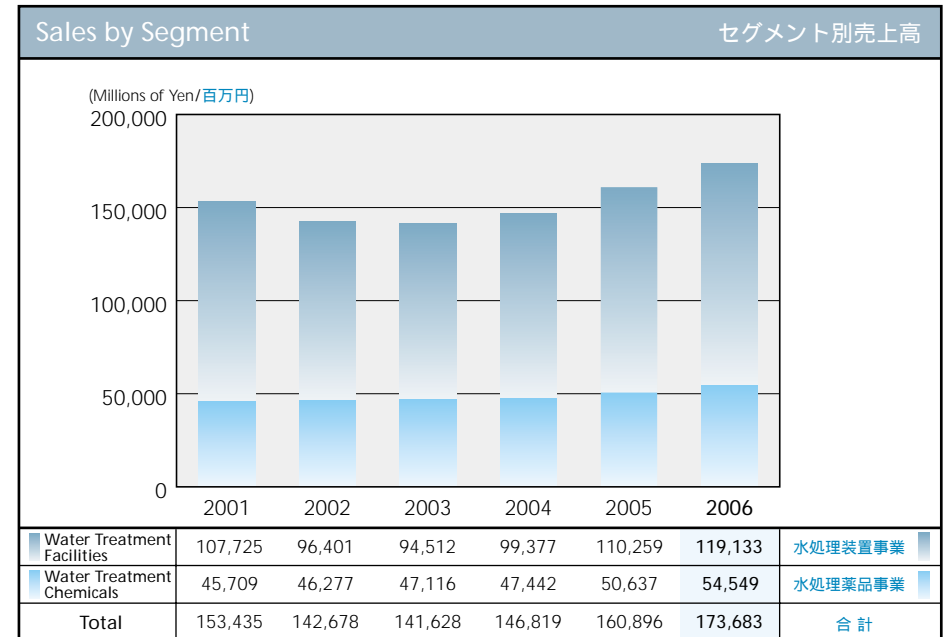
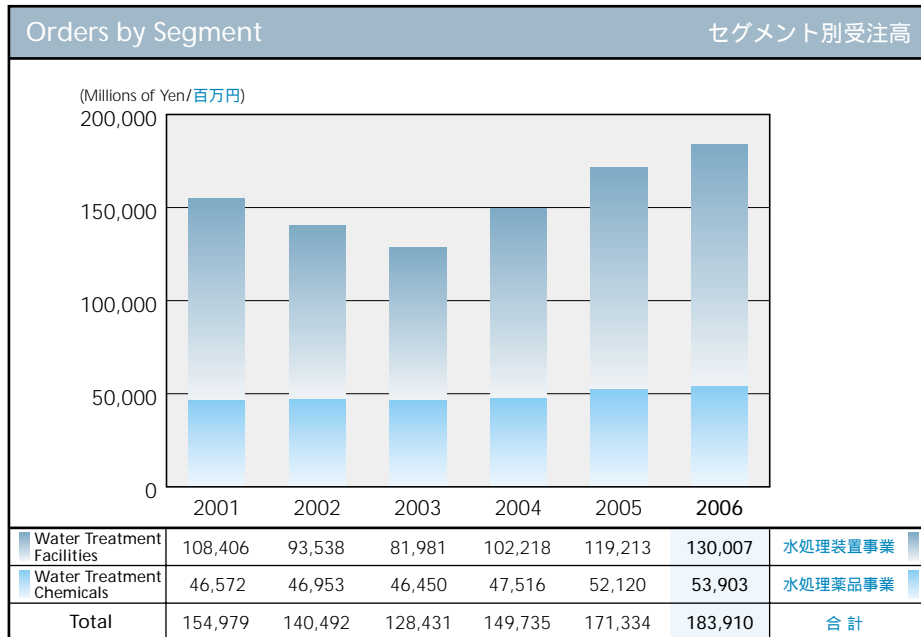
Achievements	実績
1986 Deployment of tool cleaning business Sales channels established for the electronics business and chemical cleaning technology developed to date are used for the Company's entry into the cleaning business for tools and jigs used in semiconductor manufacturing devices.	精密洗浄事業を展開 電子産業分野で確立した販売チャネルや化学洗浄で培った技術を活かして、半導体製造装置に使われる部品・治具などを洗浄する事業に参入。
1991 Launch of soil remediation business Soil pollution is increasingly becoming a major social problem, and, as a result, the Company commences soil remediation business operations based on water treatment technology developed to date.	土壌浄化事業を開始 土壌汚染問題が大きな社会問題となり、水処理で培った技術を活かし、土壌浄化事業を開始。
1993 Entry into incinerator chemicals business As the treatment of fly ash—which is discharged during refuse incineration and contains dioxins and other harmful substances—becomes a problem, treatment techniques based on chemical technology are developed.	焼却炉関連薬品へ参入 ゴミ焼却時に発生するダイオキシンや有害物質を含む飛灰の処理が問題になり、薬品技術を活かした処理方法を開発。
2001 Start of consulting services for hedging soil pollution risks Start of business involving the hedging of pollution risks and schemes to facilitate the smooth sale of land that has been restored to a safe condition based on soil remediation successes to date.	土壌汚染リスクヘッジのコンサルティングを開始 土壌浄化の実績を活かし、汚染リスクのヘッジや浄化後の土地の円滑な売却へとつながるスキームを提供する事業を開始。
2002 Launch of Ultrapure Water Supply Business Launch of outsourcing business in which Kurita owns, operates and manages facilities for customers and supplies them with ultrapure water. A business model is developed that represents a fusion of technology, products and services developed to date across the chemicals, facilities and maintenance arms of the business.	超純水供給事業を開始 お客様に代わりクリタが設備を所有、運転管理を行い、超純水を供給するというアウトソーシングビジネスを開始。薬品・装置・メンテナンス・サービス事業で培った技術・製品・サービスを融合したビジネスモデルを構築。

1990

2000

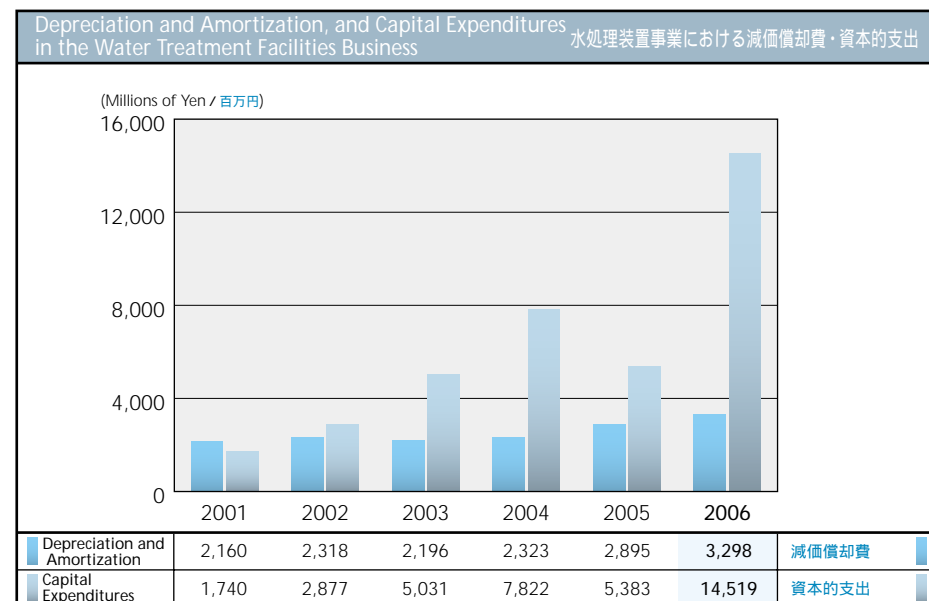
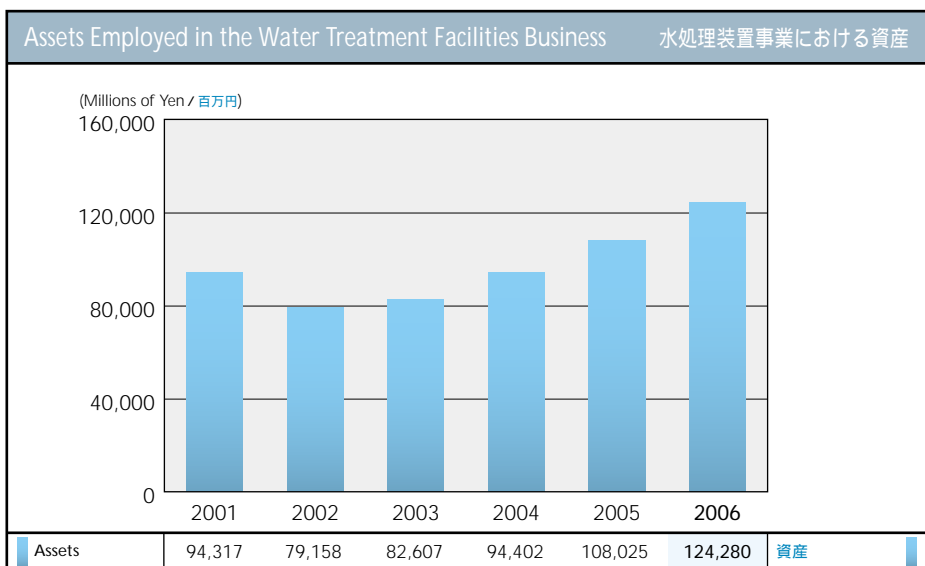
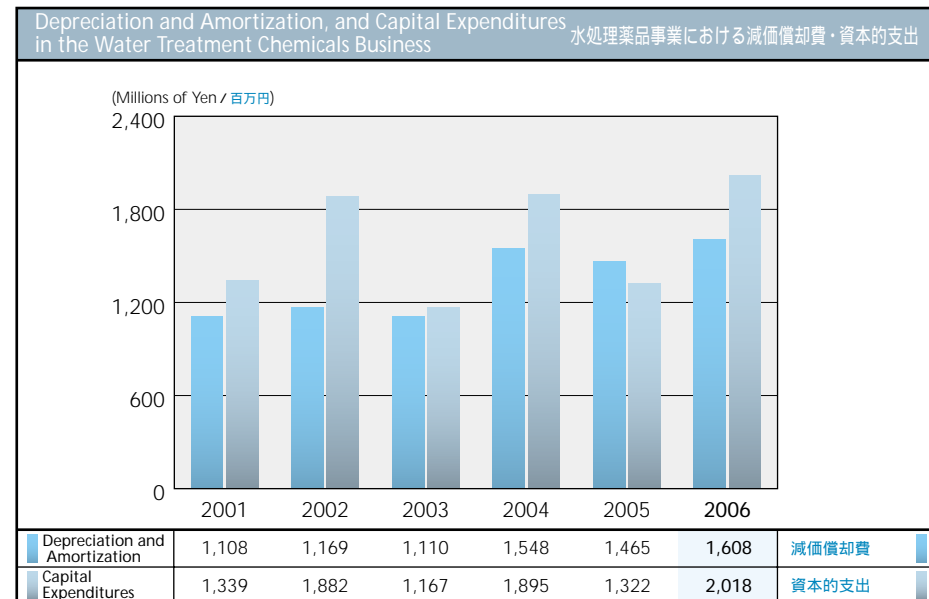
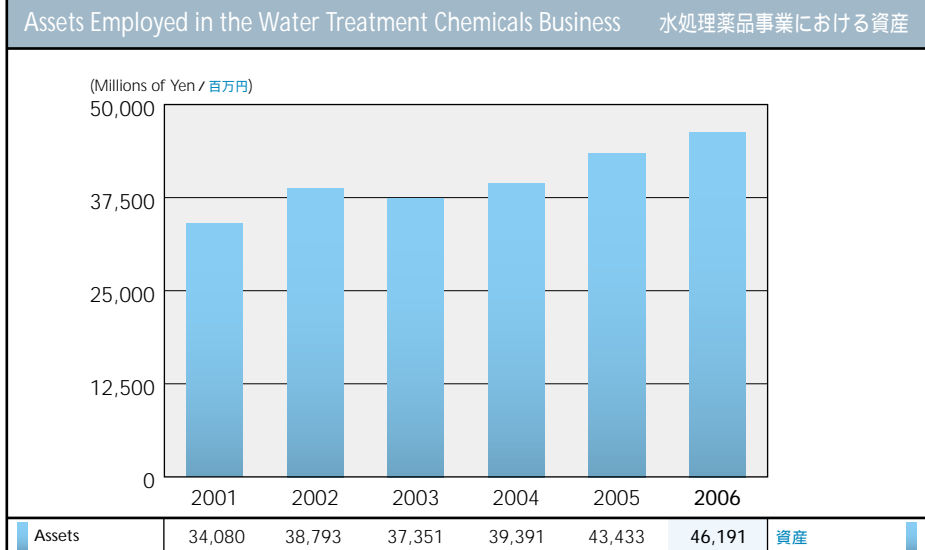
Segment Information

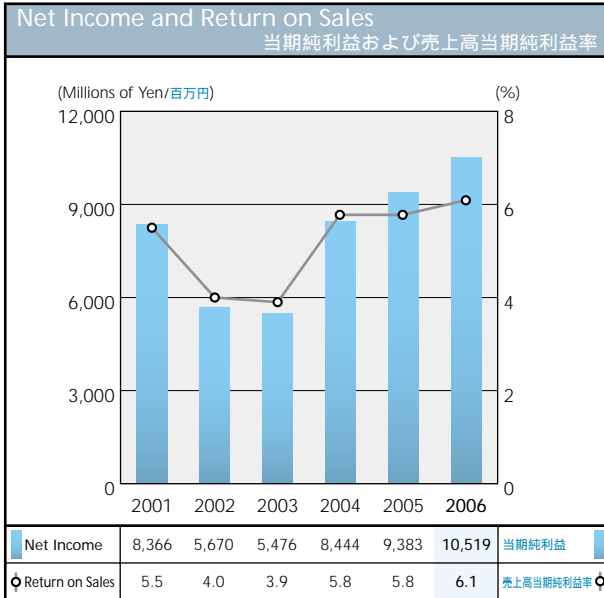
(For the years ended March 31)



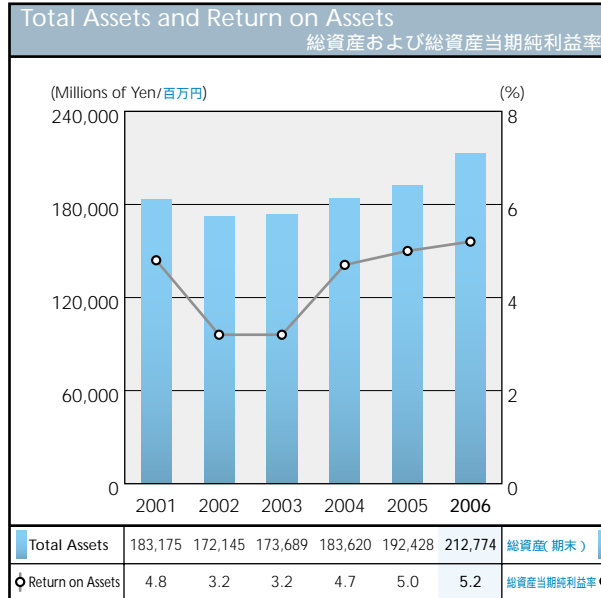
Note: Total operating income was calculated and is shown after exclusion of corporate items and inter-segment eliminations.

(注) 営業利益合計は、「消去又は全社」を反映して表示しています。

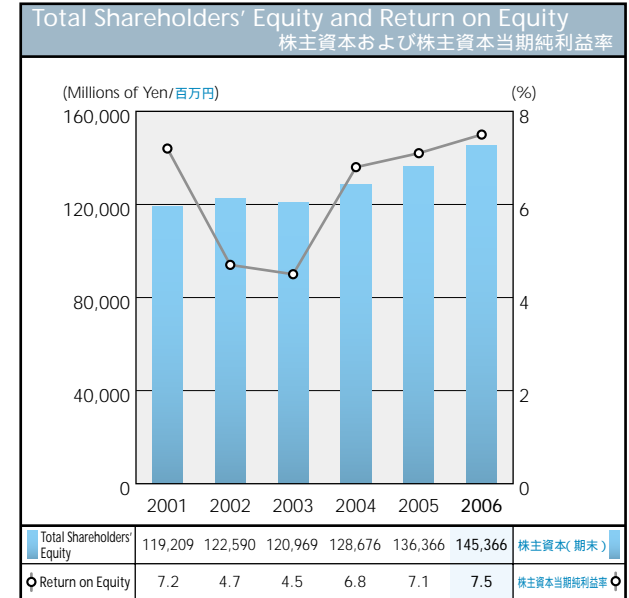




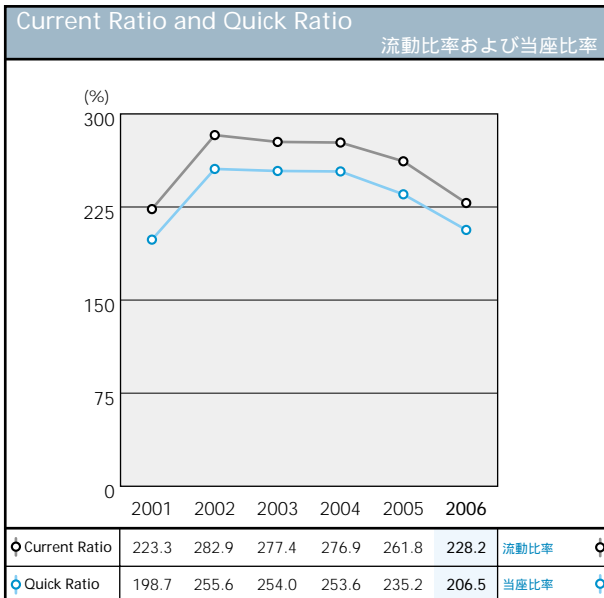
Return on Sales = Net Income ÷ Net Sales × 100
売上高当期純利益率 = 当期純利益 ÷ 売上高 × 100



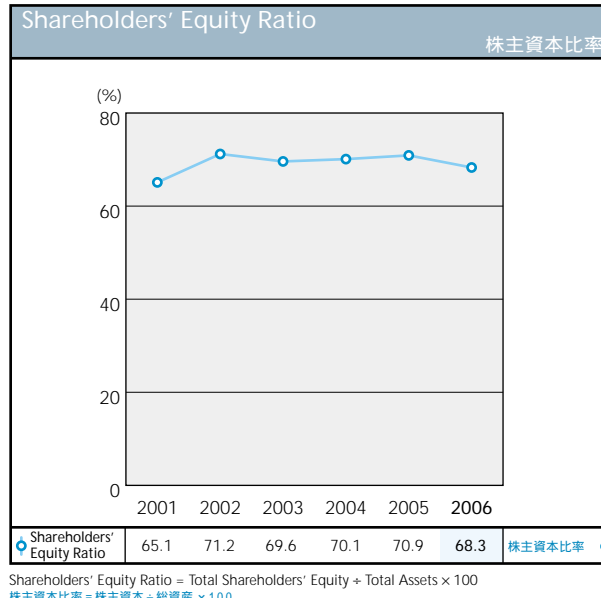
Return on Assets = Net Income ÷ Total Assets (Average) × 100
総資産当期純利益率 = 当期純利益 ÷ 総資産(期首・期末平均) × 100



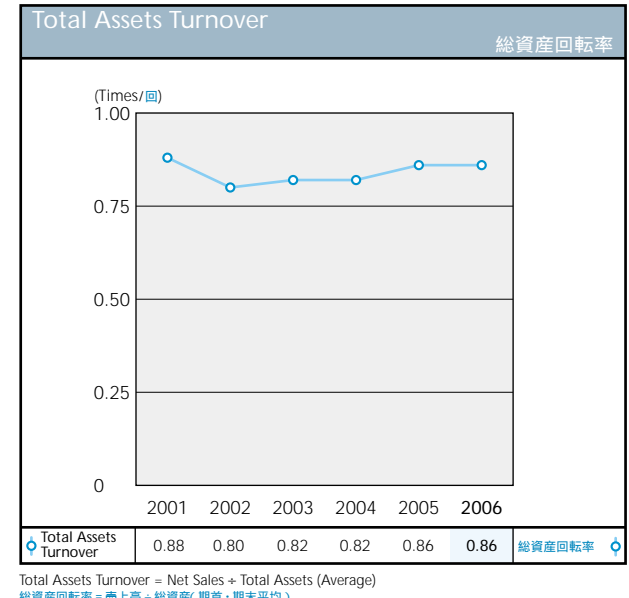
Return on Equity = Net Income ÷ Total Shareholders' Equity (Average) × 100
株主資本当期純利益率 = 当期純利益 ÷ 株主資本(期首・期末平均) × 100



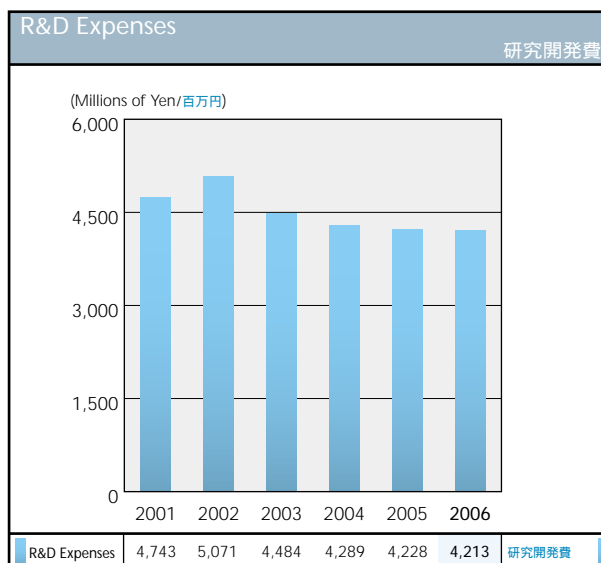
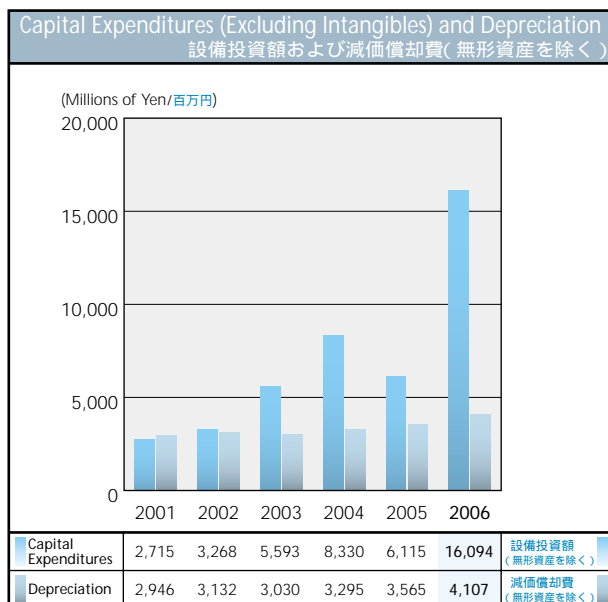
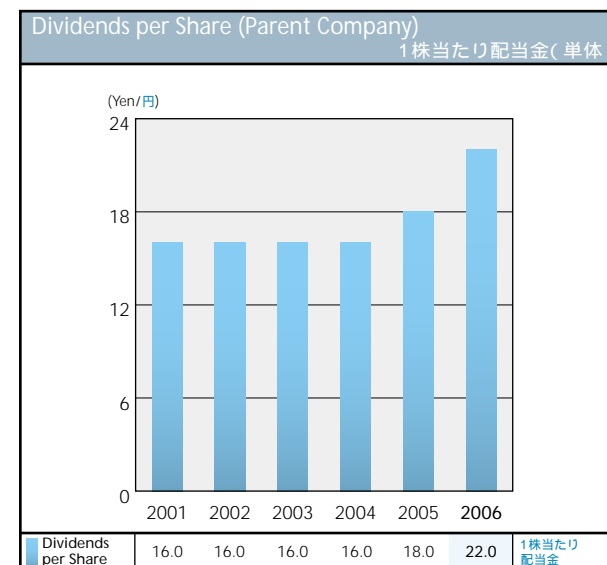
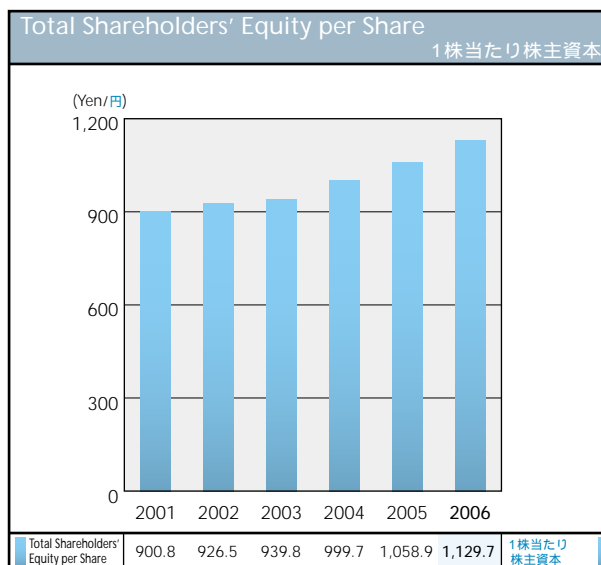
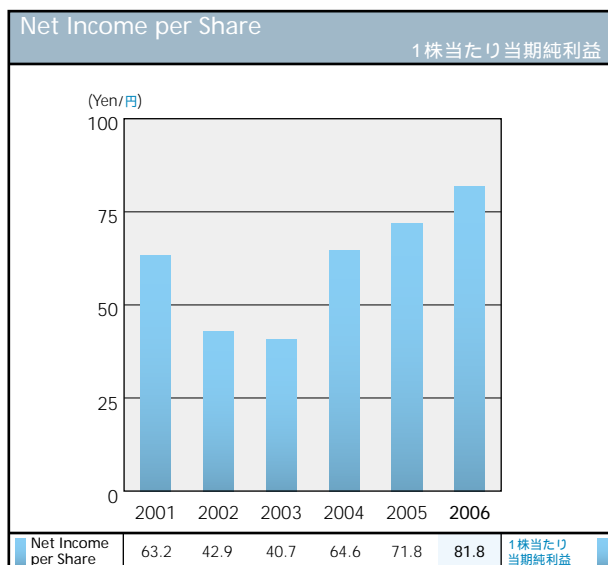
Current Ratio = Current Assets ÷ Current Liabilities × 100
流動比率 = 流動資産 ÷ 流動負債 × 100
Quick Ratio = Quick Assets ÷ Current Liabilities × 100
当座比率 = 当座資産 ÷ 流動負債 × 100



Shareholders' Equity Ratio = Total Shareholders' Equity ÷ Total Assets × 100
株主資本比率 = 株主資本 ÷ 総資産 × 100



Total Assets Turnover = Net Sales ÷ Total Assets (Average)
総資産回転率 = 売上高 ÷ 総資産(期首・期末平均)



Consolidated Balance Sheets

(Millions of Yen/百万円)

As of March 31 3月31日現在	1997	1998	1999	2000	2001	2002	2003	2004	2005	2006
ASSETS 資産の部										
Current Assets 流動資産	121,600	114,426	112,576	111,017	115,263	103,490	107,180	118,923	116,400	125,231
Cash and deposits 現金及び預金	26,639	28,027	31,400	33,721	28,434	33,408	31,838	35,512	30,679	30,107
Notes receivable—trade 受取手形	17,220	12,997	11,814	12,126	13,822	10,534	10,255	10,607	9,958	10,115
Accounts receivable—trade 売掛金	56,920	52,119	50,453	38,444	53,575	44,939	49,442	56,074	61,158	66,957
Marketable securities 有価証券	9,095	11,242	9,038	14,175	6,768	4,640	6,615	6,720	2,794	6,162
Inventories たな卸資産	9,149	9,348	8,890	10,175	10,185	7,702	6,301	6,713	8,075	8,070
Deferred tax assets 繰延税金資産	41	68	77	1,626	1,729	1,503	1,806	2,070	2,038	2,170
Other current assets その他	2,878	938	1,174	922	946	945	1,090	1,365	1,852	1,773
Less: Allowance for doubtful accounts 貸倒引当金	(345)	(314)	(273)	(174)	(199)	(185)	(169)	(140)	(156)	(125)
Fixed Assets 固定資産	44,570	47,495	52,877	53,321	67,912	68,655	66,508	64,697	76,028	87,542
Tangible fixed assets 有形固定資産	32,376	33,284	37,374	36,213	36,045	36,353	38,310	41,671	43,855	53,991
Buildings and structures 建物及び構築物	11,511	11,201	15,598	14,774	14,428	14,419	14,174	14,969	15,072	19,040
Machinery and equipment 機械及び装置	3,899	3,644	—	—	—	—	—	—	—	—
Machinery, equipment and vehicles 機械装置及び運搬具	—	—	3,771	3,778	4,165	3,874	5,007	9,325	10,285	16,633
Land 土地	14,078	14,595	14,621	14,688	14,808	15,044	15,024	14,346	14,483	13,745
Construction in progress 建設仮勘定	286	1,116	634	560	341	198	1,604	539	1,734	2,115
Other tangible fixed assets その他	2,600	2,725	2,747	2,411	2,302	2,816	2,500	2,490	2,279	2,457
Intangible fixed assets 無形固定資産	1,019	961	944	1,250	1,194	2,354	2,659	3,347	3,180	2,863
Software ソフトウェア	—	—	—	—	—	1,812	2,130	2,344	2,146	1,908
Other intangible assets その他	1,019	961	944	1,250	1,194	542	528	1,002	1,034	955
Investments and other assets 投資その他の資産	11,174	13,249	14,558	15,856	30,672	29,947	25,538	19,678	28,993	30,687
Investment securities 投資有価証券	6,086	8,082	10,494	11,656	25,859	20,837	19,225	15,279	23,081	25,761
Long-term loans 長期貸付金	—	—	—	—	—	2,585	116	86	72	110
Deferred tax assets 繰延税金資産	348	463	379	924	2,167	3,857	4,051	2,121	1,775	886
Deferred tax assets on land revaluation 再評価に係る繰延税金資産	—	—	—	—	—	—	—	176	176	—
Others その他	4,825	5,075	4,110	3,425	2,734	2,747	2,186	2,156	4,021	4,041
Less: Allowance for doubtful accounts 貸倒引当金	(85)	(372)	(426)	(150)	(89)	(80)	(40)	(141)	(133)	(111)
Foreign Exchange Translation Adjustment 為替換算調整勘定	—	—	322	958	—	—	—	—	—	—
Total Assets 資産合計	166,170	161,922	165,775	165,297	183,175	172,145	173,689	183,620	192,428	212,774

連結貸借対照表

(Millions of Yen/百万円)

	1997	1998	1999	2000	2001	2002	2003	2004	2005	2006
LIABILITIES 負債の部										
Current Liabilities 流動負債	59,788	51,287	49,340	41,633	51,625	36,585	38,643	42,954	44,465	54,877
Notes payable—trade 支払手形	20,721	18,278	20,062	15,516	20,000	1,912	1,420	1,371	1,521	1,638
Accounts payable—trade 買掛金	15,652	14,548	12,395	11,142	12,616	20,999	22,841	25,517	26,642	28,773
Short-term borrowings 短期借入金	2,305	662	1,150	283	97	139	7	48	85	320
Accrued income tax 未払法人税等	7,533	4,194	4,062	2,788	5,763	442	3,335	3,593	3,924	4,376
Advances received 前受金	4,454	3,528	2,298	2,946	2,941	1,621	966	1,373	942	2,055
Allowances for employees' bonuses 賞与引当金	2,932	2,967	3,002	2,927	2,913	2,927	2,154	2,173	2,060	2,362
Warranty reserve 製品保証等引当金	694	527	639	450	956	923	848	1,028	992	739
Other current liabilities その他	5,492	6,579	5,730	5,578	6,337	7,617	7,066	7,846	8,297	14,612
Long-term Liabilities 固定負債	7,900	8,049	8,319	9,730	11,818	12,411	13,120	10,958	10,485	11,233
Long-term borrowings 長期借入金	327	170	150	145	97	78	40	349	270	180
Accrued severance and retirement benefits 退職給付引当金	6,862	7,193	7,469	7,197	10,031	10,873	11,469	9,149	8,689	8,261
Reserve for directors' retirement benefits 役員退職引当金	—	—	—	—	961	667	813	658	704	488
Deferred tax liabilities on land revaluation 再評価に係る繰延税金負債	—	—	—	—	—	14	13	—	—	1,526
Other long-term liabilities その他	710	684	699	2,387	727	778	783	800	821	777
Total Liabilities 負債合計	67,688	59,336	57,660	51,363	63,444	48,997	51,763	53,912	54,951	66,111
MINORITY INTERESTS 少数株主持分	—	—	63	550	522	558	956	1,031	1,110	1,295
SHAREHOLDERS' EQUITY 資本の部										
Common Stock 資本金	13,450	13,450	13,450	13,450	13,450	13,450	13,450	13,450	13,450	13,450
Capital Surplus 資本剰余金	11,398	11,398	11,398	11,398	11,398	11,398	11,398	11,398	11,409	11,426
Retained Earnings 剰余金及びその他	73,638	77,737	84,006	89,340	95,162	98,567	101,006	108,719	116,337	125,283
Treasury Stock 自己株式	(5)	(2)	(804)	(806)	(801)	(827)	(4,885)	(4,890)	(4,830)	(4,793)
Total Shareholders' Equity 資本合計	98,482	102,585	108,051	113,383	119,209	122,590	120,969	128,676	136,366	145,366
Total Liabilities, Minority Interests and Shareholders' Equity 負債、少数株主持分及び資本合計	166,170	161,922	165,775	165,297	183,175	172,145	173,689	183,620	192,428	212,774

Note: From the fiscal period ended March 31, 2001, "Accrued severance and retirement benefits" were calculated according to new accounting standards. "Accrued severance and retirement benefits" for prior fiscal periods were calculated in accordance with the previous standards.

(注) 2001年3月期から、新会計基準に従って、退職給付引当金を掲載しています。それ以前は、従前の基準に基づく退職給与引当金繰入額を掲載しています。

Consolidated Statements of Income

連結損益計算書

(Millions of Yen/百万円)

Term ended March 31	3月31日に終了した事業年度	1997	1998	1999	2000	2001	2002	2003	2004	2005	2006
Orders (not included in the Consolidated Statements of Income: shown for reference purposes only)	受注高(参考データ: 2000年3月期より開示)				136,996	154,979	140,492	128,431	149,735	171,334	183,910
Net Sales	売上高	171,592	148,322	146,754	130,998	153,435	142,678	141,628	146,819	160,896	173,683
Cost of Sales	売上原価	117,170	104,226	101,366	88,174	105,587	99,039	97,846	101,433	112,077	122,630
Gross Profit	売上総利益	54,422	44,096	45,388	42,823	47,847	43,639	43,781	45,386	48,819	51,052
Selling, General and Administrative Expenses	販売費及び一般管理費	28,426	29,070	30,179	31,619	32,030	32,848	31,474	31,895	32,867	33,741
Salaries and benefits	給与諸手当	10,154	10,641	11,235	11,641	11,236	11,180	10,841	11,761	11,850	12,620
Provision for employees' bonuses	賞与引当金繰入額	1,567	1,220	1,566	1,692	1,574	1,461	855	1,320	1,496	1,320
Provision for accrued severance and retirement benefits	退職給与引当金繰入額	617	958	600	861	—	—	—	—	—	—
Expenses for accrued severance and retirement benefits	退職給付費用	—	—	—	—	1,202	2,186	1,898	290	894	734
Travel expenses	旅費交通費	1,766	1,778	—	—	2,156	2,192	2,208	2,323	2,416	2,517
R&D expenses	研究開発費	4,340	4,996	5,178	5,164	4,743	5,071	4,484	4,289	4,228	4,213
Other expenses	その他	9,982	9,477	11,598	12,258	11,117	10,756	11,187	11,910	11,981	12,334
Operating Income	営業利益	25,995	15,025	15,209	11,203	15,817	10,790	12,307	13,490	15,951	17,311
Nonoperating Income	営業外収益	1,353	1,223	1,262	1,036	1,605	1,104	1,012	1,034	1,068	1,334
Interest income	受取利息	283	219	420	324	396	380	312	263	211	271
Dividend income	受取配当金	256	227	136	121	105	73	104	146	145	180
Gain on equity-method investments	持分法による投資利益	19	25	—	118	547	198	143	208	244	266
Other nonoperating income	その他	795	752	705	471	555	451	451	416	467	616
Nonoperating Expenses	営業外費用	252	299	471	365	281	279	919	586	295	220
Interest and discount expenses	支払利息及び割引料	57	41	—	—	—	—	—	—	—	—
Interest expense	支払利息	—	—	56	60	38	35	17	27	38	41
Other nonoperating expenses	その他	193	256	413	304	243	244	900	559	257	179
Ordinary Income	経常利益	27,096	15,950	15,999	11,875	17,140	11,615	12,400	13,938	16,725	18,425
Extraordinary Gains	特別利益	—	—	—	69	449	932	—	1,479	128	1,205
Gain on sale of tangible fixed assets	固定資産売却益	—	—	—	—	—	—	—	64	—	—
Gain on sale of investment securities	投資有価証券売却益	—	—	—	—	—	—	—	1,414	128	1,205
Extraordinary Losses	特別損失	—	1,100	419	3,329	2,862	3,427	2,136	499	477	1,430
Loss on valuation of tangible fixed assets	固定資産評価損	—	—	—	—	—	—	—	499	—	—
Loss on sales and disposal of fixed assets	固定資産売却・除却損	—	—	—	136	223	141	—	—	477	429
Impairment losses	減損損失	—	—	—	—	—	—	—	—	—	846
Loss on sale of investment securities	投資有価証券売却損	—	—	339	250	407	—	—	—	—	—
Loss on valuation of investment securities	投資有価証券評価損	—	—	79	36	504	1,986	822	—	—	—
Amortization expenses for transit obligations on severance and retirement benefits	退職給付会計基準変更時差異償却額	—	—	—	—	1,162	1,162	1,162	—	—	—
Other extraordinary losses	その他	—	1,100	—	2,905	563	137	151	—	—	155
Income before Income Taxes	税金等調整前当期純利益	27,096	14,850	15,580	8,615	14,727	9,121	10,263	14,918	16,376	18,200
Income Taxes	法人税等	14,441	8,297	8,011	3,898	6,341	3,400	4,674	6,347	6,838	7,496
Minority Interests	少数株主利益	—	—	—	68	19	49	112	126	154	184
Net Income	当期純利益	12,655	6,553	7,567	4,648	8,366	5,670	5,476	8,444	9,383	10,519

Notes: 1. In accordance with changes in accounting standards effective during the fiscal period ended March 31, 1999, the figures shown for "Operating Income" and "Ordinary Income" up to the fiscal period ended March 31, 1998, were recalculated with enterprise tax (previously included in "Selling, General and Administrative Expenses") included in "Income Taxes."

2. From the fiscal period ended March 31, 2001, "Expenses for accrued severance and retirement benefits" were calculated according to new accounting standards. "Provision for accrued severance and retirement benefits" for prior fiscal periods were calculated in accordance with the previous standards.

(注) 1. 1999年3月期における会計基準の変更に伴い、1998年3月期以前の営業利益および経常利益は、従来、販売費・一般管理費に含まれていた事業税を法人税等に組替えたあとの数値を示しています。

2. 2001年3月期から、新会計基準に従って、退職給付費用を掲載しています。それ以前は、従前の基準に基づく退職給与引当金繰入額を掲載しています。

Consolidated Statements of Cash Flows

連結キャッシュ・フロー計算書

(Millions of Yen/百万円)

Term ended March 31 3月31日に終了した事業年度	2001	2002	2003	2004	2005	2006
Cash Flows from Operating Activities 営業活動によるキャッシュ・フロー	5,340	8,713	10,402	5,574	8,297	13,856
Income before income taxes 税金等調整前当期純利益	14,727	9,121	10,263	14,918	16,376	18,200
Depreciation and amortization 減価償却費	3,196	3,409	3,208	3,872	4,361	4,906
Impairment losses 減損損失	—	—	—	—	—	846
Increase (decrease) in provision for accrued severance and retirement benefits 退職給付引当金の増減額	3,596	828	592	(2,317)	(463)	(447)
(Decrease) increase in allowance for doubtful accounts 貸倒引当金の増減額	(35)	(25)	(52)	73	5	(56)
Interest and dividend income 受取利息及び受取配当金	(502)	(454)	(417)	(409)	(356)	(452)
Interest paid 支払利息	38	35	17	27	38	41
Other nonoperating expenses and extraordinary losses その他営業外費用・特別損失	784	242	742	354	224	311
Losses (gains) on sale and valuation of investment securities 投資有価証券売却・評価損益	463	1,053	824	(1,414)	(128)	(1,205)
Losses (gains) on sale and disposal of tangible fixed assets 有形固定資産売却・除却損益	246	119	226	(57)	472	411
(Increase) decrease in trade receivables 売上債権の増減額	(16,735)	12,200	(4,076)	(7,202)	(4,063)	(5,259)
(Increase) decrease in inventories たな卸資産の増減額	(3)	2,537	1,369	(442)	(1,375)	156
Increase (decrease) in trade payables 仕入債務の増減額	5,619	(8,854)	1,771	2,995	848	2,314
(Decrease) increase in advances received 前受金の増減額	(7)	(1,320)	(708)	409	(431)	1,077
Payments of bonuses to directors and corporate auditors 役員賞与の支払額	(146)	(165)	(120)	(118)	(138)	(180)
Others その他	(1,438)	(1,056)	(1,608)	195	(1,045)	(565)
Subtotal 小計	9,805	17,669	12,028	10,927	14,323	20,096
Interest and dividends received 利息及び配当金の受取額	453	506	609	482	424	589
Other nonoperating income received その他の営業外収入額	435	280	430	408	322	374
Interest paid 利息の支払額	(38)	(35)	(17)	(27)	(36)	(43)
Other nonoperating expenses その他の営業外支出額	(229)	(216)	(590)	(388)	(257)	(179)
Income taxes paid 法人税等の支払額	(5,085)	(9,490)	(2,058)	(5,829)	(6,479)	(6,981)
Cash Flows from Investing Activities 投資活動によるキャッシュ・フロー	(4,750)	(5,334)	(6,999)	(146)	(10,669)	(12,318)
Net decrease (increase) in time deposits 定期預金等の純増減	208	(507)	78	(75)	(1,923)	9
Net decrease in marketable securities 有価証券の純増減	2,469	2,449	3,617	6,495	4,969	(567)
Net increase in tangible fixed assets 有形固定資産の純増減	(2,480)	(2,654)	(4,644)	(7,181)	(5,804)	(10,145)
Net (increase) decrease in investment securities 投資有価証券の純増減	(4,705)	(1,019)	(5,904)	1,779	(7,550)	(1,128)
Expenditure for long-term loans 長期貸付金の貸付による支出	—	(2,461)	(66)	—	—	—
Other expenditures その他の支出	(929)	(1,826)	(1,074)	(1,642)	(829)	(986)
Other cash inflows その他の収入	686	684	993	476	468	500
Cash Flows from Financing Activities 財務活動によるキャッシュ・フロー	(2,371)	(2,169)	(6,270)	(1,720)	(2,422)	(2,516)
Net (decrease) increase in short-term borrowings 短期借入金等の純増減	(140)	58	(57)	—	(60)	220
Net (decrease) increase in long-term borrowings 長期借入金等の純増減	(88)	(44)	(11)	345	(125)	(84)
Net gain (loss) on sale (acquisition) of the Company's own shares 自己株式の取得・売却による収支	4	(25)	(4,058)	(4)	(10)	(11)
Dividends paid 配当金の支払額	(2,117)	(2,117)	(2,116)	(2,057)	(2,185)	(2,572)
Other cash inflows その他の収入	—	—	—	28	—	—
Dividend payment for minority shareholders 少数株主への配当金の支払額	(30)	(40)	(28)	(32)	(42)	(106)
Proceeds from issuance of stock to minority interests 少数株主からの払込による収入	—	—	—	—	—	38
Effects of Exchange Rate Changes on Cash and Cash Equivalents 現金及び現金同等物に係る換算差額	58	145	(59)	(127)	22	173
(Decrease) Increase in Cash and Cash Equivalents 現金及び現金同等物の増減額	(1,723)	1,354	(2,927)	3,580	(4,772)	(804)
Cash and Cash Equivalents at Beginning of Year 現金及び現金同等物の期首残高	33,240	31,569	32,980	31,507	35,137	30,365
Cash and Cash Equivalents Held by Newly Consolidated Subsidiaries at Beginning of Year 新規連結子会社の現金及び現金同等物の期首残高	52	56	1,454	50	—	310
Cash and Cash Equivalents at End of Year 現金及び現金同等物の期末残高	31,569	32,980	31,507	35,137	30,365	29,871

Nonconsolidated Financial Data

単体財務データ

Balance Sheets

貸借対照表(要約)
(Millions of Yen/百万円)

As of March 31 3月31日現在	1997	1998	1999	2000	2001	2002	2003	2004	2005	2006
Current Assets 流動資産	110,144	110,214	105,914	103,556	107,315	93,891	94,641	103,061	97,053	100,714
Fixed Assets 固定資産	36,921	43,880	50,377	49,201	62,871	63,253	63,247	62,194	72,301	83,575
Tangible fixed assets 有形固定資産	22,269	27,726	31,287	30,163	29,484	29,198	31,110	33,902	35,531	45,247
Intangible fixed assets 無形固定資産	836	819	822	841	838	2,025	2,413	2,593	2,327	2,051
Investments and other assets 投資その他の資産	13,815	15,334	18,267	18,196	32,548	32,029	29,722	25,698	34,442	36,276
Total Assets 資産合計	147,066	154,094	156,291	152,758	170,186	157,145	157,888	165,256	169,355	184,290
Current Liabilities 流動負債	54,110	49,277	46,534	39,547	50,081	35,692	36,121	39,567	38,390	46,320
Long-term Liabilities 固定負債	6,505	7,096	7,268	8,243	10,059	10,412	11,131	8,702	8,373	9,439
Total Liabilities 負債合計	60,616	56,373	53,803	47,791	60,141	46,105	47,252	48,269	46,764	55,760
Total Shareholders' Equity 資本合計	86,449	97,720	102,488	104,966	110,045	111,039	110,636	116,987	122,590	128,529
Total Liabilities and Shareholders' Equity 負債・資本合計	147,066	154,094	156,291	152,758	170,186	157,145	157,888	165,256	169,355	184,290

Statements of Income

損益計算書(要約)
(Millions of Yen/百万円)

Term ended March 31 3月31日に終了した事業年度	1997	1998	1999	2000	2001	2002	2003	2004	2005	2006
Orders 受注高(参考データ)	130,766	122,549	107,926	114,261	131,845	114,412	100,135	115,215	127,395	132,154
Water Treatment Chemicals 薬品部門	44,637	41,669	39,851	39,470	40,284	39,720	39,246	40,017	42,268	42,608
Water Treatment Facilities 装置部門	86,129	80,880	68,075	74,791	91,561	74,692	60,889	75,198	85,127	89,546
Net Sales 売上高	137,385	123,809	125,675	107,702	129,698	117,518	114,115	112,206	119,175	123,403
Water Treatment Chemicals 薬品部門	44,222	42,115	40,194	39,388	39,545	39,109	39,773	39,772	40,842	43,285
Water Treatment Facilities 装置部門	93,163	81,694	85,481	68,314	90,153	78,409	74,342	72,434	78,333	80,118
Cost of Sales 売上原価	96,934	89,974	89,723	75,065	92,986	84,731	81,839	79,761	85,251	90,191
Gross Profit 売上総利益	40,450	33,835	35,952	32,637	36,712	32,787	32,276	32,444	33,924	33,212
Selling, General and Administrative Expenses 販売費及び一般管理費	20,074	22,222	23,389	24,287	24,699	25,532	23,741	23,390	23,904	23,255
Operating Income 営業利益	20,376	11,612	12,562	8,349	12,013	7,255	8,535	9,053	10,020	9,956
Nonoperating Income 営業外収益	2,111	3,221	1,662	1,687	1,810	1,998	2,630	1,925	2,452	3,113
Nonoperating Expenses 営業外費用	317	389	337	297	276	201	472	475	280	159
Ordinary Income 経常利益	22,171	14,445	13,887	9,739	13,547	9,052	10,693	10,503	12,193	12,910
Extraordinary Gains 特別利益	—	—	—	72	449	1,183	—	1,513	252	1,205
Extraordinary Losses 特別損失	—	294	419	2,732	2,368	3,804	1,855	499	443	1,348
Income before Income Taxes 税引前当期純利益	22,171	14,150	13,467	7,078	11,628	6,431	8,838	11,517	12,002	12,767
Net Income 当期純利益	10,545	7,537	6,964	4,162	6,770	4,341	5,450	6,768	7,369	7,995

Note: In accordance with changes in accounting standards effective during the fiscal period ended March 31, 1999, the figures shown for "Operating Income" and "Ordinary Income" up to the fiscal period ended March 31, 1998, were recalculated with enterprise tax (previously included in "Selling, General and Administrative Expenses") included in "Income Taxes."

(注) 1999年3月期における会計基準の変更に伴い、1998年3月期以前の営業利益および経常利益は、従来、販売費・一般管理費に含まれていた事業税を法人税等に組み替えたあとの数値を示しています。

Corporate Data

Company Name	Kurita Water Industries Ltd.
Address	4-7, Nishi-Shinjuku 3-chome, Shinjuku-ku, Tokyo 160-8383, Japan
Date of Establishment	July 13, 1949
President	Hiroshi Fujino
Paid-in Capital	¥13,450,751,434
Stock Exchange Listings	First Section of the Tokyo Stock Exchange First Section of the Osaka Securities Exchange
Transfer Agent	The Chuo Mitsui Trust and Banking Co., Ltd.
Number of Employees	3,668 (on a consolidated basis); 1,566 (parent company)

会社概要

商号	栗田工業株式会社
所在地	〒160-8383 東京都新宿区西新宿三丁目4番7号
設立	1949年7月13日
代表取締役社長	藤野 宏
資本金	13,450,751,434円
上場証券取引所	東京証券取引所市場第一部 大阪証券取引所市場第一部
株主名簿管理人	中央三井信託銀行株式会社
従業員数	3,668名(連結) 1,566名(単体)

Stock Information (As of March 31)

株式情報 (3月31日現在)

	2001	2002	2003	2004	2005	2006	
Total Number of Shares Outstanding (Thousands of shares)	132,800	132,800	132,800	132,800	132,800	132,800	発行済株式総数(千株)
Common Stock Price (Yen)							株価(円)
High	2,540	1,919	1,748	1,480	1,755	2,865	最高
Low	1,300	1,300	999	1,001	1,630	1,548	最低
Market Capitalization (Billions of yen)	196.9	193.0	136.0	182.6	223.6	334.7	時価総額(10億円)
Number of Shareholders	8,843	8,363	11,639	14,870	11,807	14,586	株主数(名)

Main Shareholders

大株主

	Shareholdings (Shares) 持株数(株)	Percentage of total shares issued (%) 持株比率(%)	
Itochu Corporation	10,268,000	7.73	伊藤忠商事株式会社
Japan Trustee Services Bank, Ltd. (Trust Account)	8,258,700	6.21	日本トラステイ・サービス信託銀行株式会社(信託口)
Nippon Life Insurance Company	7,284,283	5.48	日本生命保険相互会社
The Master Trust Bank of Japan, Ltd. (Trust Account)	5,472,800	4.12	日本マスタートラスト信託銀行株式会社(信託口)
Northern Trust Company (AVFC) Sub-account American Client	4,476,600	3.37	ノーザン トラスト カンパニー(エイブイエフシー)サブ アカウント アメリカン クライアント
Tokio Marine & Nichido Fire Insurance Co., Ltd.	4,311,526	3.24	東京海上日動火災保険株式会社
Kurita Water Industries Ltd.	4,127,639	3.10	栗田工業株式会社
State Street Bank and Trust Company 505202	4,016,900	3.02	ステート ストリート バンク アンド トラスト カンパニー 505202
UBS AG London-IPB Client Account	3,303,000	2.48	ユービーエス エージー ロンドン アイビービー クライアント アカウント
The Bank of Tokyo-Mitsubishi UFJ, Ltd.	2,936,131	2.21	株式会社三菱東京UFJ銀行

Distribution of Shares

所有者別株式分布

	Shareholdings (Shares) 持株数(株)	Percentage of total shares issued (%) 持株比率(%)	
Financial Institutions	45,553,920	34.3	金融機関
Securities Firms	1,926,497	1.5	証券会社
Other Domestic Firms	18,513,343	13.9	その他国内法人
Foreigners	49,608,298	37.4	外国人
Individuals	13,070,559	9.8	個人
Treasury Stock	4,127,639	3.1	自己株式

Kurita Water Industries Ltd.

4-7, Nishi-Shinjuku 3-chome, Shinjuku-ku, Tokyo 160-8383, Japan

Tel: 81 (3) 3347-3111

URL: <http://www.kurita.co.jp/english>

栗田工業株式会社

〒160-8383 東京都新宿区西新宿三丁目4番7号

Tel: (03) 3347-3111

URL: <http://www.kurita.co.jp/>

