

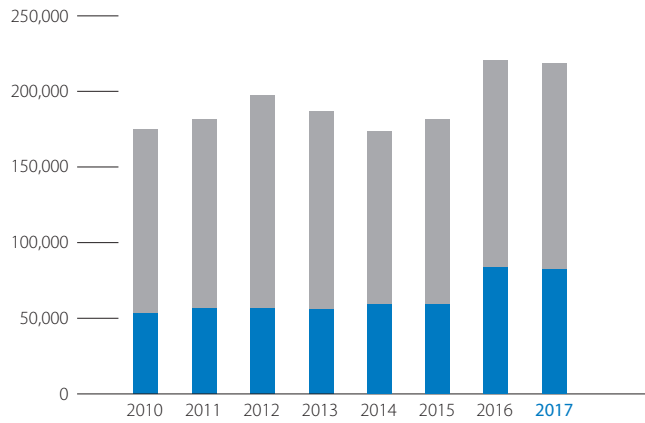
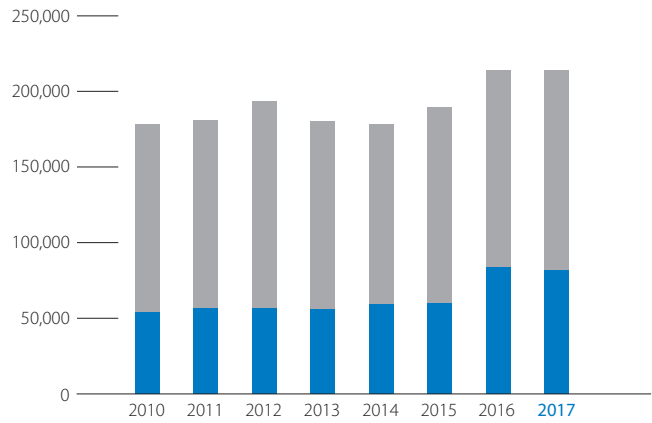
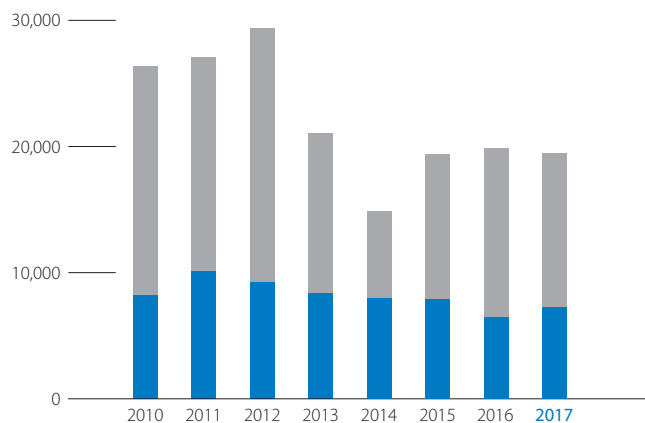
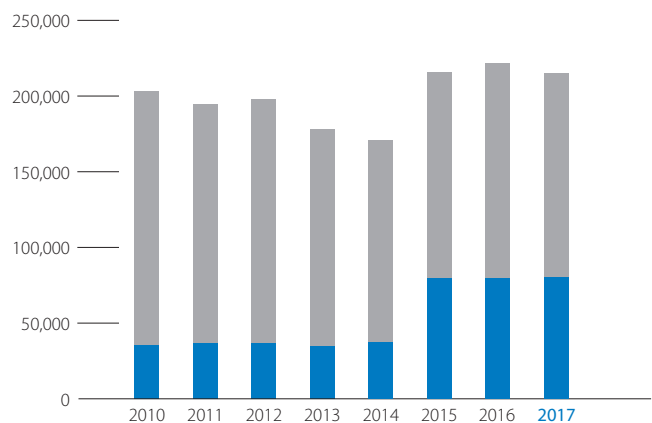
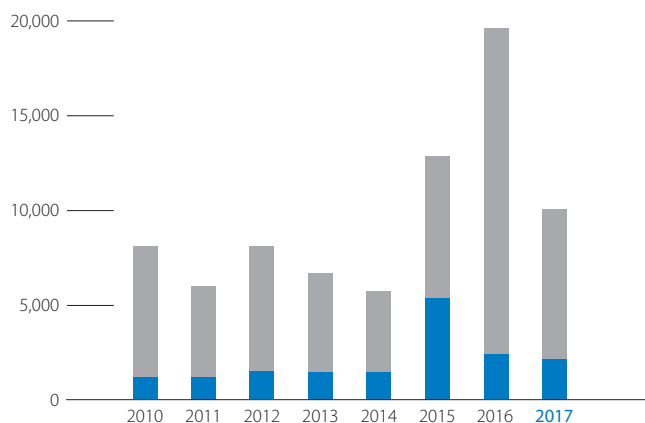
セグメント情報

Segment Information

(百万円/Millions of Yen)

		2008	2009	2010	2011	2012	2013	2014	2015	2016	2017
受注高 Orders	水処理薬品事業 Water treatment chemicals	59,029	58,470	53,370	56,714	56,748	56,040	59,413	59,353	83,440	82,118
	水処理装置事業 Water treatment facilities	149,659	136,595	121,791	125,237	140,507	130,700	114,049	121,928	137,832	136,611
	合計 Total	208,689	195,065	175,162	181,951	197,256	186,741	173,463	181,282	221,273	218,730
売上高 Net Sales	水処理薬品事業 Water treatment chemicals	58,646	58,331	53,743	56,735	56,443	56,091	58,844	59,999	83,680	81,883
	水処理装置事業 Water treatment facilities	146,228	141,374	124,777	124,499	137,348	124,052	119,292	129,399	130,692	132,304
	合計 Total	204,875	199,706	178,520	181,234	193,792	180,143	178,137	189,398	214,372	214,187
営業利益 Operating Income	水処理薬品事業 Water treatment chemicals	9,525	8,417	8,177	10,099	9,268	8,334	7,954	7,877	6,467	7,231
	水処理装置事業 Water treatment facilities	20,939	19,517	18,181	17,032	20,127	12,641	6,934	11,560	13,366	12,220
	調整額 Adjustment	2	0	—	0	(13)	13	(2)	(2)	(0)	1
	合計 Total	30,468	27,935	26,358	27,131	29,382	20,989	14,886	19,435	19,833	19,452
資産 Assets Employed	水処理薬品事業 Water treatment chemicals	37,791	34,476	35,194	36,444	36,580	34,647	37,310	79,790	79,365	80,120
	水処理装置事業 Water treatment facilities	150,225	180,626	168,119	158,414	161,750	143,772	133,620	136,391	142,564	134,623
	合計 Total	188,017	215,102	203,314	194,859	198,330	178,419	170,931	216,182	221,930	214,744
資本的支出 Capital Expenditures	水処理薬品事業 Water treatment chemicals	1,617	1,432	1,151	1,183	1,463	1,458	1,792	5,378	2,434	2,175
	水処理装置事業 Water treatment facilities	22,480	54,889	6,932	4,781	6,641	5,230	3,917	7,486	17,188	7,911
	合計 Total	24,097	56,322	8,083	5,965	8,105	6,688	5,709	12,864	19,623	10,087
減価償却費 Depreciation and Amortization	水処理薬品事業 Water treatment chemicals	1,732	1,745	1,662	1,539	1,485	1,369	1,386	1,406	2,613	2,926
	水処理装置事業 Water treatment facilities	7,692	9,970	13,860	14,527	14,550	13,684	13,387	13,457	12,068	11,950
	合計 Total	9,425	11,716	15,523	16,066	16,035	15,054	14,774	14,863	14,682	14,877
研究開発費 R&D Expenses	水処理薬品事業 Water treatment chemicals	1,405	1,233	1,114	1,285	1,335	1,367	1,556	1,485	2,129	2,123
	水処理装置事業 Water treatment facilities	3,146	3,130	2,875	2,940	2,897	2,994	2,978	2,911	3,139	2,914
	合計 Total	4,551	4,363	3,990	4,225	4,232	4,362	4,534	4,397	5,269	5,038

■ 水処理薬品事業/Water Treatment Chemicals ■ 水処理装置事業/Water Treatment Facilities

セグメント別受注高
Orders by Segment
(百万円/Millions of Yen)セグメント別売上高
Net Sales by Segment
(百万円/Millions of Yen)セグメント別営業利益
Operating Income by Segment
(百万円/Millions of Yen)セグメント別資産
Assets Employed by Segment
(百万円/Millions of Yen)セグメント別資本的支出
Capital Expenditures by Segment
(百万円/Millions of Yen)セグメント別減価償却費
Depreciation and Amortization by Segment
(百万円/Millions of Yen)